



CM

TRUCK BEDS®

2025 CM TRUCK BEDS PRICE BOOK

USING YOUR CM TRUCK BEDS RETAIL PRICE BOOK

All transactions between you, the customer ("Customer") and Contract Manufacturer, LLC. ("CM Truck Beds") are subject to the following General Terms and Conditions:

1. All prices are expressed in United States dollars and do not include freight. Prices are subject to change without notice and prices in effect at time of delivery/shipment will apply. Prices DO NOT include any applicable taxes.
2. Special quotations given on items not show in CM Truck Beds catalog are valid only for the period specified in writing, or 30 days if no period is specified in writing.
3. Unless otherwise agreed to in writing by CM Truck Beds and Customer, terms are payment on invoice and/or shipping date.
4. Invoices not paid within thirty (30) days of invoice date will bear interest at the maximum contractual rate of interest. If unpaid, amounts are turned over to an attorney or a collection agency for collection, and Customer shall pay all costs of collection, including reasonable attorneys' fees and court costs.
5. Title to items sold and risk of loss and damage shall pass to Customer upon delivery by CM Truck Beds to common carrier or Customer, as the case may be, except that title to (but not risk of loss) shall not pass, in the case of items supplied upon credit terms, until payment in full has been received by CM Truck Beds.
6. Customer agrees to assume all risk incident to the care, handling and use of all products purchased; and warrants, by purchase of an item, that Customer is familiar with the item and its proper use. Before using an item, the Customer shall give such item reasonable and prudent examination and/or tests to determine the suitability of item for Customer's intended use. Any item delivered to Customer shall be deemed accepted by Customer unless written notice of defect or nonconformity is received by CM Truck Beds within thirty (30) days of date of delivery. Customer assumes all risk and liability in connection with an item from time of delivery to Customer.
7. Customer agrees to indemnify CM Truck Beds and save and hold CM Truck Beds harmless and free from liability against any and all claims, damages or assertion of liability of every nature whatsoever to person or property arising out of, or in connection with, the handling or use of all such products as CM Truck Beds may cause to be delivered to Customer, including, but not limited to any and all claims based on asserted defects of material or workmanship of such products.
8. CM Truck Beds does not warranty any product, components or parts not manufactured by CM Truck Beds covered by a manufacturer's warranty. CM Truck Beds does not warrant damage caused by disasters such as fire, flood, wind and lightning. CM Truck Beds does not warranty any other abuse or misuse by Customer. CM Truck Beds does not warrant defects caused by failure of Customer to follow all instructions, maintenance schedules, or warnings provided with the equipment, materials or supplies.
9. EXCEPT AS OTHERWISE PROVIDED IN WRITING AND SIGNED BY AN AUTHORIZED OFFICER OF CM TRUCK BEDS, CM TRUCK BEDS DISCLAIMS ANY AND ALL WARRANTIES, EXPRESS OR IMPLIED, INCLUDING, BUT NOT LIMITED TO THE IMPLIED WARRANTIES OR MERCHANTABILITY AND FITNESS FOR A PARTICULAR PURPOSE.
10. In no case shall CM Truck Beds be liable for any special, incidental, or consequential damages based upon breach of warranty, breach of contract, negligence, strict tort, or any other legal theory. Such excluded damages include, but are not limited to loss of profits, loss of savings or revenue, loss of use of equipment, materials or supplies or any associated equipment, cost of capital, cost of any substitute equipment, materials or supplies, facilities or services, downtime, the claims of third parties including the Customers of Customer, and injury to property. This limitation does not apply to damages caused by breach of warranty of title. Some states/provinces do not allow limits on warranties or on remedies for breach of certain transactions. In such states/provinces, the limits in this paragraph and the paragraph immediately preceding may not apply.
11. Any action for any breach of contract by CM Truck Beds or any breach of warranty must be commenced within 365 days of the date the tender of delivery of the equipment, materials or supplies is made to Customer.
12. This agreement allocates the risk of product failure between CM Truck Beds and the Customer. This allocation is recognized by both parties and is reflected in the price of the goods. The Customer acknowledges that it has read this agreement, understands it and is bound by its terms.
13. Possession of price lists, brochures, manuals or other CM Truck Beds documents does not constitute an offer by Contract Manufacturer, LLC. to sell at the prices shown.



Pictured with aftermarket custom side rails and deck liner.

TABLE OF CONTENTS

STEEL FLAT BEDS

RD Model Steel Flat Deck Body	2
SK Model Steel Skirted Flat Deck Body	4
SK DLX Model Steel Skirted Deluxe Flat Deck Body	6
ER Model Steel Skirted Hauler Flat Deck Body	8
TM/TMX Model Steel Gooseneck Tradesman Body	10
TM Deluxe Model Steel Gooseneck Tradesman Body	12

ALUMINUM FLAT BEDS

ALRS Model All Aluminum Flat Deck Body	14
ALRD Model Aluminum Flat Deck Body	16
ALSK Model Aluminum Skirted Body	18
ALSK DLX Model Aluminum Skirted Deluxe Flat Deck Body	20
ALER Model Aluminum Skirted Hauler Flat Deck Body	22
ALTM Model Aluminum Gooseneck Tradesman Body	24

STAKE BODIES

PLS Model Steel Platform Body	26
PL Model Steel Platform Body	28
PL HD Model Aluminum Skirted Body	30
ALPL Model Aluminum Platform Body	32

SERVICE BODIES

CMG Model Steel Convertible Service Body	34
CMA Model Aluminum Convertible Service Body	37
SBC Model Steel Reinforced Crane Body	40

SPECIALTY BODIES

HS Model Steel Hotshot Body	42
DB Model Steel Dump Body	44
CT Model Steel Contractor Body	46
LB Model Steel Landscape Body	48



Pictured with optional underbody toolboxes.

RD MODEL STEEL FLAT DECK BODY

FEATURES

LENGTHS	84", 8'6", 9'4", 11'4"
HEADACHE RACK	Steel Tube
HEADACHE RACK LIGHTING	Clear LED Oval
DECK	1/8" Steel Tread Plate
FRAME RAILS	4" Structural Channel Steel
CROSSMEMBERS	3" Steel Channel
REAR SKIRT	Solid One Piece with Tapered Corners
GN HITCH	30K lb. B&W Hitch with Welded Ball
BP HITCH	24K lb. B&W Hitch w/2 1/2" Receiver Tube

SIDE RAILS	3/8" x 2" Side Rails with Stake Pockets
FUEL FILL	Angled
12V TRAILER PLUG	Rd 7 Pin RV Style in GN Box, Rd 7 Pin RV Style/4 Way Flat on Rear
REAR LIGHTING	Clear LED Oval
LIGHT BOX (REAR SKIRT)	Steel
MARKER LIGHTING	Bullet DOT Approved LED
TOOLBOX	Optional Underbody

NOTABLE OPTIONS




3/16" Heavy-Duty Deck



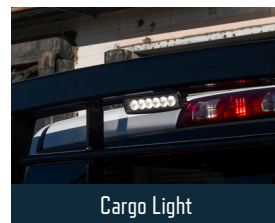
Drop-In or Fold-Down Side Rails



Underbody Toolbox



30K lb. B&W GN Turnover Ball



Cargo Light

OTHER OPTIONS INCLUDE: Wood, Rubber or Blackwood Flooring; Gooseneck Trough

RD MODEL PRICING

BASE MODEL PRICING

LENGTH	WIDTH	CAB TO AXLE	WEIGHT (LBS)	MSRP
84"	84"	38", 40", or 42"	749	\$3,993.13
8'-6"	84"	56", 57", or 58"	910	\$4,149.98
8'-6"	97"	56", 57", or 58"	972	\$4,272.48
9'-4" (SD)	84"	60"	1040	\$4,687.86
9'-4" (SD)	97"	60"	1100	\$4,723.57
11'-4" (SD)	97"	84"	1260	\$5,038.58
9'-4" (GMSD)	97"	60"	1167	\$5,397.49
11'-4" (GMSD)	97"	84"	1327	\$5,659.85
13' (SD)	97"	108"	1416	\$5,825.39
14' (SD)	97"	120"	1542	\$6,257.40
13' (GMSD)	97"	108"	1483	\$6,466.87
14' (GMSD)	97"	120"	1609	\$6,991.58

SD models included the pricing of RD headache rack.
GMSD models feature GM Medium-Duty Headache Rack and 6" Channel Runners.

OPTIONAL FEATURE PRICING

HARDWARE	
No Gooseneck Box	N/C
Gooseneck Trough (4 1/2" D x 22" W)	\$809.68
B&W Turnover Ball (30K Rating) includes larger hitch box to accommodate companion 5th wheel	\$453.46
Side Rails (4" Drop-In)	\$161.93
Fold-Down Side Rails with Airline Track	\$510.20
Rear 4" Rail Across Back - Please specify Internal or External Stake Pockets	\$636.19
Rear Rub Rail and Stake Pockets - Does Not Include Rear 4" Rail	\$462.67
Extra Stake Pockets	\$57.83
6" Channel Runners	\$266.04
Extra Crossmembers	\$92.51
HEADACHE RACK	
60" Tall Headache Rack	\$494.24
No Headache Rack	N/C
Cargo Light	\$125.00

BALE SPIKE PACKAGE	
1 - 3000 PSI Electric/Hydraulic Pump w/Controller 2 - 3" x 10" Hydraulic Cylinders 2 - 4' Bale Spikes Passenger Side Storage Compartment for Bale Spikes 100 Amp Breaker w/#4 Wire Additional Toolbox Required on RD Models	\$4,760.00
DECK/FLOORING OPTIONS	
3/16" Tread Plate Floor ILO 1/8" for 8'-6" Bed	\$285.71
3/16" Tread Plate Floor ILO 1/8" for 9'-4" Bed	\$357.14
3/16" Tread Plate Floor ILO 1/8" for 11'-4" Bed	\$392.86
#2 YP Treated Floor	\$41.00/LF
Rubber Infused Flooring	\$59.17/LF
Rumber Flooring move back to 12" Center on Crossmembers	\$200.00/LF
Apitong Flooring	Call for Quote



SK MODEL STEEL SKIRTED FLAT DECK BODY

FEATURES

LENGTHS	84", 8'6", 9'4", 11'4"
HEADACHE RACK	Steel Tube
HEADACHE RACK LIGHTING	Clear LED Oval
DECK	1/8" Steel Tread Plate
FRAME RAILS	4" Structural Channel Steel
CROSSMEMBERS	3" Steel Channel
REAR SKIRT	Solid One Piece with Rear Step
GN HITCH	30K lb. B&W Hitch with Welded Ball
BP HITCH	24K lb. B&W Hitch w/2 1/2" Receiver Tube
SIDE RAILS	3/8" x 2" Side Rails with Stake Pockets

FUEL FILL	Angled
12V TRAILER PLUG	Rd 7 Pin RV Style in GN Box, Rd 7 Pin RV Style/4 Way Flat on Rear
REAR LIGHTING	Clear LED Oval
LIGHT BOX (REAR SKIRT)	Steel
MARKER LIGHTING	Bullet DOT Approved LED
TOOLBOX	(4) Standard Integrated
TOOLBOX HANDLE	Chrome T-Handle Compression
FENDERS	Steel Radius
SIDESTEPS	In Front Of and Behind Fender


NOTABLE OPTIONS



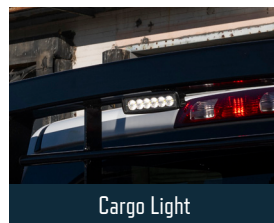
3/16" Heavy-Duty Deck



Drop-In or Fold-Down Side Rails



30K lb. B&W GN Turnover Ball



Cargo Light



Gooseneck Trough

OTHER OPTIONS INCLUDE: Dovetail Deck; Stainless Fenders; Rear Rub Rail; Wood, Rubber or Blackwood Flooring; Primer Only

SK MODEL PRICING

BASE MODEL PRICING

LENGTH	WIDTH	CAB TO AXLE	WEIGHT (LBS)	MSRP
84"	84"	38", 40", or 42"	937	\$6,669.20
84"	97"	38", 40", or 42"	1138	\$6,836.98
8'-6"	84"	56", 57", or 58"	1152	\$6,788.02
8'-6"	94"	56", 57", or 58"	1285	\$7,058.89
8'-6"	97"	56", 57", or 58"	1259	\$7,087.57
9'-4" (SD)	84"	60"	1272	\$7,444.27
9'-4" (SD)	90"	60"	1300	\$7,572.95
9'-4" (SD)	92"	60"	1318	\$7,579.15
9'-4" (SD)	94"	60"	1333	\$7,590.00
9'-4" (SD)	97"	60"	1349	\$7,655.12
11'-4" (SD)	92"	84"	1420	\$7,757.35
11'-4" (SD)	94"	84"	1441	\$7,873.73
11'-4" (SD)	97"	84"	1457	\$7,959.38
9'-4" (GMSD)	97"	60"	1428	\$8,232.62
11'-4" (GMSD)	97"	84"	1618	\$8,826.43

SD models included the pricing of RD headache rack.

GMSD models feature GM Medium-Duty Headache Rack and 6" Channel Runners.

OPTIONAL FEATURE PRICING

HARDWARE	
Deletion of Toolboxes	N/C
Gooseneck Trough (4 1/2" D x 22" W)	\$809.68
B&W Turnover Ball (30K Rating) includes larger hitch box to accommodate companion 5th wheel	\$453.46
Dovetail Option	\$347.00
Side Rails (4" Drop-In)	\$161.93
Fold-Down Side Rails with Airline Track	\$510.20
Rear 4" Rail Across Back - Please Specify Internal or External Stake Pockets	\$639.19
Rear Rub Rail and Stake Pockets - Does Not Include Rear 4" Rail	\$462.67
Extra Stake Pockets	\$57.83
6" Channel Runners	\$266.04
Extra Crossmembers	\$92.51
5" Stainless Steel Fenders (bed will be 10" narrower)	\$483.81
5" Steel Fenders (bed will be 10" narrower)	\$289.17
42" Fender Opening only, for 35" or Bigger Tires - Stainless Steel	\$357.14
42" Fender Opening only, for 35" or Bigger Tires - Steel	\$178.57
22.5" Big Truck Package (bigger fender wells, deeper skirt)(Excludes Freightliner)	\$2,776.03
Zinc Plated Flush-Mounted Tie-Downs	\$92.52
360 Degree Stainless Steel Swivel Tie-Downs	\$127.23

HEADACHE RACK

Cargo Light	\$125.00
-------------	----------

SK PREMIUM LIGHT PACKAGE

Includes ER Style Lighting (LED, Cast Rear Light Boxes (2), Cast License Plate Holder, Chrome Trim on All Oval Tail/Reverse Lights. Does not include side hinge toolbox doors.	\$899.64
--------------------------------------------------------------------------------------------------------------------------------------------------------------------------------	----------

BALE SPIKE PACKAGE

1 - 3000 PSI Electric/Hydraulic Pump w/Controller 2 - 3" x 10" Hydraulic Cylinders 2 - 4" Bale Spikes Passenger Side Storage Compartment for Bale Spikes 100 Amp Breaker w/#4 Wire Additional Toolbox Required on RD Models	\$4,760.00
--------------------------------------------------------------------------------------------------------------------------------------------------------------------------------------------------------------------------------------------	------------

DECK/FLOORING OPTIONS

3/16" Tread Plate Floor ILO 1/8" for 8'-6" Bed	\$285.71
3/16" Tread Plate Floor ILO 1/8" for 9'-4" Bed	\$357.14
3/16" Tread Plate Floor ILO 1/8" for 11'-4" Bed	\$392.86
#2 YP Treated Floor	\$41.00/LF
Rubber Infused Flooring	\$59.17/LF
Rumber Flooring move back to 12" Center on Crossmembers	\$200.00/LF
Apitong Flooring	Call for Quote

Due to various chassis lengths and configurations, specific measurements may determine the fender well placement on skirted beds (i.e. 2003 Dodge is 58" cab to axle measurement, whereas Chevy is 56" on bed off models).



Pictured with optional SK Premium Light Package and stainless steel fenders.

SK DLX MODEL STEEL SKIRTED DELUXE FLAT DECK BODY

FEATURES

LENGTHS	8'6", 9'4", 11'4"	FUEL FILL	Angled
HEADACHE RACK	Steel Tube	12V TRAILER PLUG	Rd 7 Pin RV Style in GN Box, Rd 7 Pin RV Style/4 Way Flat on Rear
HEADACHE RACK LIGHTING	Clear LED Oval	REAR LIGHTING	Clear LED Oval
DECK	1/8" Steel Tread Plate	LIGHT BOX (REAR SKIRT)	Steel
FRAME RAILS	4" Structural Channel Steel	MARKER LIGHTING	Bullet DOT Approved LED
CROSSMEMBERS	3" Steel Channel	TOOLBOX	(2) Front Utility Boxes; (2) Integrated Rear Toolboxes
REAR SKIRT	Solid One Piece with Rear Step	TOOLBOX HANDLE	Chrome T-Handle Compression
GN HITCH	30K lb. B&W Hitch with Welded Ball	FENDERS	Steel Radius
BP HITCH	24K lb. B&W Hitch w/2 1/2" Receiver Tube	SIDESTEPS	In Front Of and Behind Fender
SIDE RAILS	3/8" x 2" Side Rails with Stake Pockets		


NOTABLE OPTIONS



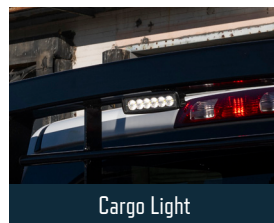
3/16" Heavy-Duty Deck



Drop-In or Fold-Down Side Rails



30K lb. B&W GN Turnover Ball



Cargo Light



Gooseneck Trough

OTHER OPTIONS INCLUDE: Dovetail Deck; Stainless Fenders; Rear Rub Rail; Wood, Rubber or Blackwood Flooring; Primer Only

SK DELUXE MODEL PRICING

BASE MODEL PRICING

LENGTH	WIDTH	CAB TO AXLE	WEIGHT (LBS)	MSRP
8'-6"	84"	56", 57", or 58"	1292	\$8,875.36
8'-6"	97"	56", 57", or 58"	1397	\$9,239.44
9'-4" (SD)	84"	60"	1417	\$10,008.38
9'-4" (SD)	94"	60"	1473	\$10,593.78
9'-4" (SD)	97"	60"	1492	\$10,676.97
11'-4" (SD)	94"	84"	1589	\$11,020.03
11'-4" (SD)	97"	84"	1607	\$11,117.17
9'-4" (GMSD)	97"	60"	1578	\$11,297.96
11'-4" (GMSD)	97"	84"	1771	\$11,698.99

SD models included the pricing of RD headache rack.
GMSD models feature GM Medium-Duty Headache Rack and 6" Runners.

OPTIONAL FEATURE PRICING

HARDWARE	
Deletion of Toolboxes	N/C
Gooseneck Trough (4 1/2" D x 22" W)	\$809.68
B&W Turnover Ball (30K Rating) includes larger hitch box to accommodate companion 5th wheel - Must be ordered flush mount	\$453.46
Dovetail Option	\$347.00
Side Rails (4" Drop-In)	\$161.93
Fold-Down Side Rails with Airline Track	\$510.20
Rear 4" Rail Across Back - Please Specify Internal or External Stake Pockets	\$639.19
Rear Rub Rail and Stake Pockets - Does Not Include Rear 4" Rail	\$462.67
Extra Stake Pockets	\$57.83
6" Channel Runners	\$266.04
Extra Crossmembers	\$92.51
5" Stainless Steel Fenders (bed will be 10" narrower)	\$483.81
5" Steel Fenders (bed will be 10" narrower)	\$289.17
42" Fender Opening only, for 35" or Bigger Tires - Stainless Steel - Cannot install on a 56" CA of any bed	\$357.14
42" Fender Opening only, for 35" or Bigger Tires - Steel - Cannot install on a 56" CA of any bed	\$178.57
22.5" Big Truck Package (bigger fender wells, deeper skirt)(Excludes Freightliner)	\$2,776.03
Zinc Plated Flush-Mounted Tie-Downs	\$92.52
360 Degree Stainless Steel Swivel Tie-Downs	\$127.23
Stellar Six Drawer Toolbox (8'6" & 9'4")(Red Std)	\$2,257.35
Stellar Megabox Rollout Six Drawer (52"W x 50"H x 16"D)(Red Std)	\$3,300.00
CTech Cabinet TM DRW Six Drawer (Red Std)(8'6" & 9'4")	\$2,774.80
CTech Six Drawer Megabox Toolbox (Red Std)(11'4")	\$3,545.70

HARDWARE

CTech Cabinet TMX - SRW Two Drawer Above Notch (Red Std)	\$1,278.72
Galvanized Lower or Upper Shelf (Lower 32"W x 13 1/2"D, Upper 32"W x 16 1/4"D)	\$173.49
Galvanized Megabox Shelf (Lower 56"W x 13 1/2"D, Upper 56"W x 16"D)(11'4" DRW)	\$214.29

HEADACHE RACK

60" Tall Headache Rack (53" from deck to top)	\$494.24
Deluxe Headache Rack, Wrap Headache Rack Beam	\$285.71
Cargo Light	\$125.00

SK PREMIUM LIGHT PACKAGE

Includes ER Style Lighting (LED, Cast Rear Light Boxes (2), Cast License Plate Holder, Chrome Trim on All Oval Tail/Reverse Lights. Does not include side hinge toolbox doors.	\$899.64
--------------------------------------------------------------------------------------------------------------------------------------------------------------------------------	----------

BALE SPIKE PACKAGE

1 - 3000 PSI Electric/Hydraulic Pump w/Controller 2 - 3" x 10" Hydraulic Cylinders 2 - 4' Bale Spikes Passenger Side Storage Compartment for Bale Spikes 100 Amp Breaker w/#4 Wire Additional Toolbox Required on RD Models	\$4,760.00
--------------------------------------------------------------------------------------------------------------------------------------------------------------------------------------------------------------------------------------------	------------

DECK/FLOORING OPTIONS

3/16" Tread Plate Floor ILO 1/8" for 8'-6" Bed	\$285.71
3/16" Tread Plate Floor ILO 1/8" for 9'-4" Bed	\$357.14
3/16" Tread Plate Floor ILO 1/8" for 11'-4" Bed	\$392.86
#2 YP Treated Floor	\$41.00/LF
Rubber Infused Flooring	\$59.17/LF
Rumber Flooring move back to 12" Center on Crossmembers	\$200.00/LF
Apitong Flooring	Call for Quote

Due to various chassis lengths and configurations, specific measurements may determine the fender well placement on skirted beds (i.e. 2003 Dodge is 58" cab to axle measurement, whereas Chevy is 56" on bed off models).



ER MODEL STEEL SKIRTED HAULER FLAT DECK BODY

FEATURES

LENGTHS	84", 8'6", 9'4", 11'4"
HEADACHE RACK	Steel Tube
HEADACHE RACK LIGHTING	Clear LED Oval w/Chrome Housing
DECK	1/8" Steel Tread Plate
FRAME RAILS	4" Structural Channel Steel
CROSSMEMBERS	3" Steel Channel
REAR SKIRT	Solid One Piece with Rear Step
GN HITCH	30K lb. B&W Hitch with Welded Ball
BP HITCH	24K lb. B&W Hitch w/2 1/2" Receiver Tube
SIDE RAILS	Raised Side Rail with Aluminum Cap
FUEL FILL	Angled

12V TRAILER PLUG	Rd 7 Pin RV Style in GN Box, Rd 7 Pin RV Style/4 Way Flat on Rear
REAR LIGHTING	Clear LED Oval
LIGHT BOX (REAR SKIRT)	Steel
MARKER LIGHTING	Bullet DOT Approved LED
TOOLBOX	(4) Standard Integrated
TOOLBOX HANDLE	Chrome T-Handle Compression
FENDERS	Steel Radius
SIDESTEPS	In Front Of and Behind Fender
TIE-DOWNS	(4) 18" Airline Track Tie-Downs, (4) Attachment Rings

NOTABLE OPTIONS



3/16" Heavy-Duty Deck



30K lb. B&W GN Turnover Ball

OTHER OPTIONS INCLUDE: Bale Spikes; Primer Only

ER MODEL PRICING

BASE MODEL PRICING

LENGTH	WIDTH	CAB TO AXLE	WEIGHT (LBS)	MSRP
84"	82"	38", 40", or 42"	1152	\$10,131.01
84"	97"	38", 40", or 42"	1259	\$10,511.10
8'-6"	82"	56", 57", or 58"	1272	\$10,597.22
8'-6"	94"	56", 57", or 58"	1333	\$11,415.50
8'-6"	97"	56", 57", or 58"	1349	\$11,543.00
9'-4" (SD)	94"	60"	1457	\$12,512.17
9'-4" (SD)	97"	60"	1495	\$12,855.57
11'-4" (SD)	94"	84"	1618	\$12,665.17
11'-4" (SD)	97"	84"	1683	\$12,898.06
9'-4" (GMSD)	97"	60"	1690	\$12,812.90
11'-4" (GMSD)	97"	84"	1742	\$13,373.90

SD models included the pricing of RD headache rack.

GMSD models feature GM Medium-Duty Headache Rack and 6" Channel Runners.

OPTIONAL FEATURE PRICING

HARDWARE	
Deletion of Toolboxes	N/C
Gooseneck Trough (4 1/2" D x 22" W)	\$809.68
B&W Turnover Ball (30K Rating) includes larger hitch box to accommodate companion 5th wheel	\$453.46
6" Channel Runners	\$266.04
Extra Crossmembers	\$92.51
42" Fender Opening only, for 35" or Bigger Tires - Stainless Steel	\$357.14
42" Fender Opening only, for 35" or Bigger Tires - Steel	\$178.57
22.5" Big Truck Package (bigger fender wells, deeper skirt)(Excludes Freightliner)	\$2,776.03
360 Degree Stainless Steel Swivel Tie-Downs	\$127.23
HEADACHE RACK	
60" Tall Headache Rack (53" from deck to top)	\$494.24
Deluxe Headache Rack, Wrap Headache Rack Beam	\$285.71
Cargo Light	\$125.00

BALE SPIKE PACKAGE	
1 - 3000 PSI Electric/Hydraulic Pump w/Controller 2 - 3" x 10" Hydraulic Cylinders 2 - 4' Bale Spikes Passenger Side Storage Compartment for Bale Spikes 100 Amp Breaker w/#4 Wire Additional Toolbox Required on RD Models	\$4,760.00
DECK/FLOORING OPTIONS	
3/16" Tread Plate Floor ILO 1/8" for 8'-6" Bed	\$285.71
3/16" Tread Plate Floor ILO 1/8" for 9'-4" Bed	\$357.14
3/16" Tread Plate Floor ILO 1/8" for 11'-4" Bed	\$392.86
#2 YP Treated Floor	\$41.00/LF
Rubber Infused Flooring	\$59.17/LF
Rumber Flooring move back to 12" Center on Crossmembers	\$200.00/LF
Apitong Flooring	Call for Quote

Due to various chassis lengths and configurations, specific measurements may determine the fender well placement on skirted beds (i.e. 2003 Dodge is 58" cab to axle measurement, whereas Chevy is 56" on bed off models).



TM/TMX MODEL STEEL GOOSENECK TRADESMAN BODY

FEATURES


LENGTHS	84", 8'6", 9'4", 11'4"
HEADACHE RACK	Steel Tube
HEADACHE RACK LIGHTING	Clear LED Oval
DECK	1/8" Steel Tread Plate
FRAME RAILS	4" Structural Channel Steel
CROSSMEMBERS	3" Steel Channel
REAR SKIRT	Solid One Piece with Rear Step
GN HITCH	30K lb. B&W Hitch with Welded Ball
BP HITCH	24K lb. B&W Hitch w/2 1/2" Receiver Tube
FUEL FILL	Angled

12V TRAILER PLUG	Rd 7 Pin RV Style in GN Box, Rd 7 Pin RV Style/4 Way Flat on Rear
REAR LIGHTING	Clear LED Oval
LIGHT BOX (REAR SKIRT)	Steel
MARKER LIGHTING	Bullet DOT Approved LED
TOOLBOX	Utility Box in Front, Top-Open 3/4 Length Shovel Box; Low-Profile Box in Rear
TOOLBOX HANDLE	Chrome T-Handle Compression
FENDERS	Steel Radius
SIDESTEPS	In Front Of and Behind Fender
TIE-DOWNS	(4) 18" Airline Track Tie-Downs, (4) Attachment Rings
WORK LIGHTS	High Density Work Lights


NOTABLE OPTIONS




3/16" Heavy-Duty Deck



CTech Drawers



Stellar Drawer System



30K lb. B&W GN Turnover Ball

OTHER OPTIONS INCLUDE: Primer Only

TM/TMX MODEL PRICING

BASE MODEL PRICING

LENGTH	WIDTH	CAB TO AXLE	WEIGHT (LBS)	MSRP
84"	84" (TMX Only)	40" or 42"	1119	\$10,709.60
8'-6"	84" (TMX Only)	56", 57", or 58"	1312	\$11,017.04
8'-6"	94"	56", 57", or 58"	1429	\$11,589.98
8'-6"	97"	56", 57", or 58"	1549	\$11,805.57
9'-4" (SD)	84"	60"	1558	\$12,497.86
9'-4" (SD)	94"	60"	1567	\$12,561.55
9'-4" (SD)	97"	60"	1581	\$12,608.58
11'-4" (SD)	92"	84"	1608	\$13,096.55
11'-4" (SD)	94"	84"	1621	\$13,272.85
11'-4" (SD)	97"	84"	1639	\$13,383.57
9'-4" (GMSD)	97"	60"	1674	\$13,142.87
11'-4" (GMSD)	97"	84"	1842	\$14,013.32

TMX available for single wheel models only, which gives 48 3/4" deck width and narrow toolboxes.

SD models included the pricing of SD headache rack.

GMSD models feature GM Medium-Duty Headache Rack and 6" Channel Runners.

OPTIONAL FEATURE PRICING

HARDWARE	
Low Profile Front Box (front box flush with top box)	N/C
Gooseneck Trough (4 1/2"D x 22"W) - Will not have a tailgate	\$809.68
B&W Turnover Ball (30K Rating) - Must be ordered flush mount	\$453.46
6" Channel Runners	\$266.04
Extra Crossmembers	\$92.51
2" Stainless Steel Fenders	\$483.81
42" Fender Opening only, for 35" or Bigger Tires - Stainless Steel	\$357.14
42" Fender Opening only, for 35" or Bigger Tires - Steel	\$178.57
Zinc Plated Flush-Mounted Tie-Downs	\$92.52
360 Degree Stainless Steel Swivel Tie-Downs	\$127.23
Stellar Six Drawer Toolbox (8'6" & 9'4")(Red Std)	\$2,257.35
Stellar Megabox Rollout Six Drawers (52"W x 50"H x 16"D)(Red Std)	\$3,300.00
CTech Cabinet TMX - SRW - Two Drawer above notch (Red Std)	\$1,278.72
CTech Cabinet TM - DRW - Six Drawer (Red Std)(8'6" & 9'4")	\$2,774.80
CTech Six Drawer Megabox Toolbox (Red Std)(11'4")	\$3,545.70
Galvanized Lower or Upper Shelf (Lower 32"W x 13 1/2"D, Upper 32"W x 16 1/4"D)	\$173.49
Galvanized Megabox Shelf (Lower 56"W x 13 1/2"D, Upper 56"W x 16"D)(11'4" DRW)	\$214.29

DECK/FLOORING OPTIONS	
3/16" Tread Plate Floor ILO 1/8" for 8'-6" Bed	\$285.71
3/16" Tread Plate Floor ILO 1/8" for 9'-4" Bed	\$357.14
3/16" Tread Plate Floor ILO 1/8" for 11'-4" Bed	\$392.86

HEADACHE RACK	
60" Tall Headache Rack (53" from deck to top)	\$494.24
Deluxe Headache Rack, Wrap Headache Rack Beam	\$285.71

Due to various chassis lengths and configurations, specific measurements may determine the fender well placement on skirted beds (i.e. 2003 Dodge is 58" cab to axle measurement, whereas Chevy is 56" on bed off models).



Pictured with aftermarket lights and latches.

TM DELUXE MODEL STEEL GOOSENECK TRADESMAN BODY

FEATURES

LENGTHS	84", 8'6", 9'4", 11'4"
HEADACHE RACK	Steel Tube
HEADACHE RACK LIGHTING	Clear LED Oval
DECK	1/8" Steel Tread Plate
FRAME RAILS	4" Structural Channel Steel
CROSSMEMBERS	3" Steel Channel
REAR SKIRT	Solid One Piece with Rear Step
GN HITCH	30K lb. B&W Hitch with Welded Ball
BP HITCH	24K lb. B&W Hitch w/2 1/2" Receiver Tube
FUEL FILL	Angled

12V TRAILER PLUG	Rd 7 Pin RV Style in GN Box, Rd 7 Pin RV Style/4 Way Flat on Rear
REAR LIGHTING	Clear LED Oval
LIGHT BOX (REAR SKIRT)	Steel
MARKER LIGHTING	Bullet DOT Approved LED
TOOLBOX	Utility Box in Front, Top-Open 1/2 Length Shovel; Tall Rear Chain Box; Opossum Belly
TOOLBOX HANDLE	Chrome T-Handle Compression
FENDERS	Steel Radius
SIDESTEPS	In Front Of and Behind Fender
TIE-DOWNS	(4) 18" Airline Track Tie-Downs, (4) Attachment Rings
WORK LIGHTS	High Density Work Lights


NOTABLE OPTIONS




3/16" Heavy-Duty Deck



CTech Drawers



Stellar Drawer System



30K lb. B&W GN Turnover Ball

OTHER OPTIONS INCLUDE: Primer Only

TM DELUXE MODEL PRICING

BASE MODEL PRICING

LENGTH	WIDTH	CAB TO AXLE	WEIGHT (LBS)	MSRP
8'-6"	94"	56", 57", or 58"	1540	\$12,616.06
8'-6"	97"	56", 57", or 58"	1567	\$12,616.06
9'-4" (SD)	92"	60"	1572	\$13,278.53
9'-4" (SD)	94"	60"	1582	\$13,617.82
9'-4" (SD)	97"	60"	1602	\$13,663.28
11'-4" (SD)	94"	84"	1638	\$14,350.47
11'-4" (SD)	97"	84"	1652	\$14,440.09
9'-4" (GMSD)	97"	60"	1692	\$14,500.95
11'-4" (GMSD)	97"	84"	1780	\$15,713.69

Single wheel models are not available in the deluxe configuration.

SD models included the pricing of SD headache rack.

GMSD models feature GM Medium-Duty Headache Rack and 6" Channel Runners.

OPTIONAL FEATURE PRICING

HARDWARE	
Gooseneck Trough (4 1/2"D x 22"W) - Will not have a tailgate	\$809.68
B&W Turnover Ball (30K Rating) - Must be ordered flush mount	\$453.46
6" Channel Runners	\$266.04
Extra Crossmembers	\$92.51
2" Stainless Steel Fenders	\$483.81
42" Fender Opening only, for 35" or Bigger Tires - Stainless Steel - Cannot install on a 56" CA of any bed	\$3571.4
42" Fender Opening only, for 35" or Bigger Tires - Steel - Cannot install on a 56" CA of any bed	\$178.57
Zinc Plated Flush-Mounted Tie-Downs	\$92.52
360 Degree Stainless Steel Swivel Tie-Downs	\$127.23
Stellar Six Drawer Toolbox (8'6" & 9'4")(Red Std)	\$2,257.35
Stellar Megabox Rollout Six Drawers (52"W x 50"H x 16"D)(Red Std)	\$3,300.00
CTech Cabinet TMX - SRW - Two Drawer above notch (Red Std)	\$1,278.72
CTech Cabinet TM - DRW - Six Drawer (Red Std)(8'6" & 9'4')	\$2,774.80
CTech Six Drawer Megabox Toolbox (Red Std)(11'4")	\$3,545.70
Galvanized Lower or Upper Shelf (Lower 32"W x 13 1/2"D, Upper 32"W x 16 1/4"D)	\$173.49
Galvanized Megabox Shelf (Lower 56"W x 13 1/2"D, Upper 56"W x 16"D)(11'4" DRW)	\$214.29

DECK/FLOORING OPTIONS	
3/16" Tread Plate Floor ILO 1/8" for 8'-6" Bed	\$285.71
3/16" Tread Plate Floor ILO 1/8" for 9'-4" Bed	\$357.14
3/16" Tread Plate Floor ILO 1/8" for 11'-4" Bed	\$392.86

HEADACHE RACK	
60" Tall Headache Rack (53" from deck to top)	\$494.24
Deluxe Headache Rack, Wrap Headache Rack Beam	\$285.71

Due to various chassis lengths and configurations, specific measurements may determine the fender well placement on skirted beds (i.e. 2003 Dodge is 58" cab to axle measurement, whereas Chevy is 56" on bed off models).



Pictured with aftermarket receiver hitch.

ALRS MODEL ALL-ALUMINUM FLAT DECK BODY

FEATURES

LENGTHS	84", 8'6", 9'4"
HEADACHE RACK	Aluminum Tube
HEADACHE RACK LIGHTING	Clear LED Oval
DECK	Extruded Aluminum
FRAME RAILS	4" Aluminum Channel
REAR SKIRT	14" Solid One Piece Square Back

FUEL FILL	Angled Cast Aluminum
12V TRAILER PLUG	Rd 7 Pin RV Style in GN Box, Rd 7 Pin RV Style/4 Way Flat on Rear
REAR LIGHTING	Clear LED Oval
LIGHT BOX (REAR SKIRT)	Aluminum
MARKER LIGHTING	Bullet DOT Approved LED

OTHER OPTIONS INCLUDE: Primer Only

ALRS MODEL PRICING

BASE MODEL PRICING

LENGTH	WIDTH	CAB TO AXLE	WEIGHT (LBS)	MSRP
84"	84"	38", 40" or 42"	415	\$3,535.82
8'-6"	84"	56", 57" or 58"	435	\$3,886.19
8'-6"	97"	56", 57" or 58"	512	\$4,186.53
9'-4" (SD)	84"	60"	547	\$4,625.85
9'-4" (SD)	97"	60"	598	\$4,926.18

SD models included the pricing of SD headache rack.

OPTIONAL FEATURE PRICING

HARDWARE	
Aluminum Drop-In 4" Side Rails	\$284.39
Aluminum Drop-In 6" Side Rails	\$243.96
Aluminum Fold-Down Side Rails with Airline Track	\$733.00

Aluminum Fold-Downs are priced for 118", but the price goes down as the rails get shorter.



Pictured with aftermarket underbody aluminum toolbox.

ALRD MODEL ALUMINUM FLAT DECK BODY

FEATURES

LENGTHS	84", 8'6", 9'4", 11'4"
HEADACHE RACK	Aluminum Tube
HEADACHE RACK LIGHTING	Clear LED Oval
DECK	Extruded Aluminum
FRAME RAILS	4" Structural Channel Steel
CROSSMEMBERS	3" Aluminum Extruded Channel
REAR SKIRT	Solid One Piece with Tapered Corners
GN HITCH	30K lb. B&W Hitch with Welded Ball
BP HITCH	24K lb. B&W Hitch with 2 1/2" Receiver Tube

SIDE RAILS	3/8" x 2" Aluminum Extrusion w/Aluminum Stake Pockets
FUEL FILL	Angled (Cast Aluminum)
12V TRAILER PLUG	Rd 7 Pin RV Style in GN Box, Rd 7 Pin RV Style/4 Way Flat on Rear
REAR LIGHTING	Clear LED Oval
LIGHT BOX (REAR SKIRT)	Aluminum
MARKER LIGHTING	Bullet DOT Approved LED
TOOLBOX	Optional Underbody

NOTABLE OPTIONS



Drop-In/Fold Down AL Side Rails



30K lb. B&W GN Turnover Ball

OTHER OPTIONS INCLUDE: Gooseneck Trough; Cargo Light; Wood, Rumber or Blackwood Flooring

ALRD MODEL PRICING

BASE MODEL PRICING

LENGTH	WIDTH	CAB TO AXLE	WEIGHT (LBS)	MSRP
84"	84"	38", 40" or 42"	571	\$6,008.20
8'-6"	84"	56", 57" or 58"	571	\$6,192.99
8'-6"	97"	56", 57" or 58"	677	\$6,410.36
9'-4" (SD)	84"	60"	740	\$6,783.17
9'-4" (SD)	97"	60"	767	\$6,936.16
11'-4" (SD)	97"	84"	880	\$7,313.45

SD models included the pricing of SD headache rack.

OPTIONAL FEATURE PRICING

HARDWARE	
No Gooseneck Box	N/C
B&W Turnover Ball (30K Rating) includes larger hitch box to accommodate companion 5th wheel - Cannot be flush mounted on aluminum beds	\$453.46
Aluminum Drop-In 4" Side Rails	\$284.39
Aluminum Drop-In 6" Side Rails	\$243.96
Aluminum Fold-Down Side Rails with Airline Track	\$733.00

Aluminum Fold-Downs are priced for 118", but the price goes down as the rails get shorter.

HEADACHE RACK	
60" Tall Headache Rack (53" from deck to top)	\$494.24
No Headache Rack	N/C
Cargo Light	\$125.00

DECK/FLOORING OPTIONS	
#2 YP Treated Floor	\$41.00/LF
Rubber Infused Flooring	\$59.17/LF
Rumber Flooring move back to 12" Center on Crossmembers	\$200.00/LF
Apitong Flooring	Call for Quote

Due to various chassis lengths and configurations, specific measurements may determine the fender well placement on skirted beds (i.e. 2003 Dodge is 58" cab to axle measurement, whereas Chevy is 56" on bed off models).



ALSK MODEL ALUMINUM SKIRTED FLAT DECK BODY

FEATURES

LENGTHS	84", 8'6", 9'4", 11'4"
HEADACHE RACK	Aluminum Tube
HEADACHE RACK LIGHTING	Clear LED Oval
DECK	Extruded Aluminum
FRAME RAILS	4" Structural Channel Steel
CROSSMEMBERS	3" Aluminum Extruded Channel
REAR SKIRT	Solid One Piece with Rear Step
GN HITCH	30K lb. B&W Hitch with Welded Ball
BP HITCH	24K lb. B&W Hitch with 2 1/2" Receiver Tube
SIDE RAILS	3/8" x 2" Aluminum Extrusion w/Aluminum Stake Pockets

FUEL FILL	Angled (Cast Aluminum)
12V TRAILER PLUG	Rd 7 Pin RV Style in GN Box, Rd 7 Pin RV Style/4 Way Flat on Rear
REAR LIGHTING	Clear LED Oval
LIGHT BOX (REAR SKIRT)	Aluminum
MARKER LIGHTING	Bullet DOT Approved LED
TOOLBOX	(4) Standard Integrated
TOOLBOX HANDLES	Chrome T-Handle Compression
FENDERS	Aluminum Radius
SIDESTEPS	Aluminum Steps In Front Of and Behind Fender

NOTABLE OPTIONS



Drop-In/Fold Down AL Side Rails



30K lb. B&W GN Turnover Ball

OTHER OPTIONS INCLUDE: Cargo Light; Wood, Rumber or Blackwood Flooring

ALSK MODEL PRICING

BASE MODEL PRICING

LENGTH	WIDTH	CAB TO AXLE	WEIGHT (LBS)	MSRP
84"	84"	38", 40" or 42"	725	\$8,074.99
84"	97"	38", 40" or 42"	753	\$8,330.00
8'-6"	84"	56", 57" or 58"	865	\$8,515.84
8'-6"	94"	56", 57" or 58"	870	\$9,059.98
8'-6"	97"	56", 57" or 58"	892	\$9,168.49
9'-4" (SD)	84"	60"	911	\$9,160.27
9'-4" (SD)	90"	60"	943	\$9,533.77
9'-4" (SD)	92"	60"	946	\$9,560.11
9'-4" (SD)	94"	60"	980	\$9,586.47
9'-4" (SD)	97"	60"	985	\$9,648.56
11'-4" (SD)	94"	84"	1112	\$10,082.58
11'-4" (SD)	97"	84"	1123	\$10,189.48

SD models included the pricing of SD headache rack.

OPTIONAL FEATURE PRICING

HARDWARE	
No Gooseneck Box	N/C
B&W Turnover Ball (30K Rating) includes larger hitch box to accommodate companion 5th wheel - Cannot be flush mounted on aluminum beds	\$453.46
Aluminum Drop-In 4" Side Rails	\$284.39
Aluminum Drop-In 6" Side Rails	\$243.96
Aluminum Fold-Down Side Rails with Airline Track	\$733.00

Aluminum Fold-Downs are priced for 118", but the price goes down as the rails get shorter.

HEADACHE RACK	
No Headache Rack	N/C
Cargo Light	\$125.00

DECK/FLOORING OPTIONS	
#2 YP Treated Floor	\$41.00/LF
Rubber Infused Flooring	\$59.17/LF
Rumber Flooring move back to 12" Center on Crossmembers	\$200.00/LF
Apitong Flooring	Call for Quote

Due to various chassis lengths and configurations, specific measurements may determine the fender well placement on skirted beds (i.e. 2003 Dodge is 58" cab to axle measurement, whereas Chevy is 56" on bed off models).



Pictured with aftermarket drop-in side rails.

ALSK DLX MODEL ALUMINUM SKIRTED DELUXE FLAT DECK

FEATURES

LENGTHS	8'6", 9'4", 11'4"	FUEL FILL	Angled (Cast Aluminum)
HEADACHE RACK	Aluminum Tube	12V TRAILER PLUG	Rd 7 Pin RV Style in GN Box, Rd 7 Pin RV Style/4 Way Flat on Rear
HEADACHE RACK LIGHTING	Clear LED Oval	REAR LIGHTING	Clear LED Oval
DECK	Extruded Aluminum	LIGHT BOX (REAR SKIRT)	Aluminum
FRAME RAILS	4" Structural Channel Steel	MARKER LIGHTING	Bullet DOT Approved LED
CROSSMEMBERS	3" Aluminum Extruded Channel	TOOLBOX	(2) Front Utility Boxes; (2) Rear Integrated
REAR SKIRT	Solid One Piece with Rear Step	TOOLBOX HANDLES	Chrome T-Handle Compression
GN HITCH	30K lb. B&W Hitch with Welded Ball	FENDERS	Aluminum Radius
BP HITCH	24K lb. B&W Hitch with 2 1/2" Receiver Tube	SIDESTEPS	Aluminum Steps In Front Of and Behind Fender
SIDE RAILS	3/8" x 2" Aluminum Extrusion w/Aluminum Stake Pockets		

NOTABLE OPTIONS



Drop-In/Fold Down AL Side Rails



30K lb. B&W GN Turnover Ball



CTech Drawers



Stellar Drawer System

OTHER OPTIONS INCLUDE: Cargo Light; Rear Rub Rail with Stake Pockets; Aluminum 4" Drop-In Side Rails; Wood, Rumber or Blackwood Flooring

ALSK DELUXE MODEL PRICING

BASE MODEL PRICING

LENGTH	WIDTH	CAB TO AXLE	WEIGHT (LBS)	MSRP
8'-6"	84"	56", 57" or 58"	887	\$11,086.59
8'-6"	97"	56", 57" or 58"	904	\$11,708.61
9'-4" (SD)	84"	60"	917	\$12,046.73
9'-4" (SD)	92"	60"	979	\$12,166.75
9'-4" (SD)	94"	60"	989	\$12,240.17
9'-4" (SD)	97"	60"	1010	\$12,299.67
11'-4" (SD)	94"	84"	1121	\$12,826.66
11'-4" (SD)	97"	84"	1139	\$12,894.67
9'-4" (GMSD)	97"	60"	1103	\$13,086.60
11'-4" (GMSD)	97"	84"	1188	\$13,838.00

SD models included the pricing of SD headache rack.

GMSD models feature GM Medium-Duty Headache Rack and 6" Channel Runners.

OPTIONAL FEATURE PRICING

HARDWARE	
No Gooseneck Box	N/C
B&W Turnover Ball (30K Rating) includes larger hitch box to accommodate companion 5th wheel - Cannot be flush mounted on aluminum beds. Some square front trailers may hit front boxes when using companion.	\$453.46
Aluminum Drop-In 4" Side Rails	\$284.39
Aluminum Drop-In 6" Side Rails	\$243.96
Aluminum Fold-Down Side Rails with Airline Track	\$733.00
Stellar Six Drawer Toolbox (8'6" & 9'4")(Red Std)	\$2,257.35
Stellar Megabox Rollout Six Drawers (52"W x 50"H x 16"D)(Red Std)	\$3,300.00
CTech Cabinet TM - DRW - Six Drawer (Red Std)(8'6" & 9'4")	\$2,774.80
CTech Cabinet TMX - SRW - Two Drawer Above Notch (Red Std)	\$1,278.72
CTech Six Drawer Toolbox Megabox (Red Std)(11'4")	\$3,545.70
Galvanized Lower or Upper Shelf (Lower 32"W x 13 1/2"D, Upper 32"W x 16 1/4"D)	\$173.49
Galvanized Megabox Shelf (Lower 56"W x 13 1/2"D, Upper 56"W x 16"D)(11'4" DRW)	\$214.29

DECK/FLOORING OPTIONS	
#2 YP Treated Floor	\$41.00/LF
Rubber Infused Flooring	\$59.17/LF
Rumber Flooring move back to 12" Center on Crossmembers	\$200.00/LF
Apitong Flooring	Call for Quote

Due to various chassis lengths and configurations, specific measurements may determine the fender well placement on skirted beds (i.e. 2003 Dodge is 58" cab to axle measurement, whereas Chevy is 56" on bed off models).

HEADACHE RACK	
No Headache Rack	N/C
Cargo Light	\$125.00



Pictured with aftermarket custom paint job modifications.

ALER MODEL ALUMINUM SKIRTED HAULER FLAT DECK

FEATURES

LENGTHS	84", 8'6", 9'4", 11'4"
HEADACHE RACK	One Piece Aluminum Square Tube
HEADACHE RACK LIGHTING	Clear LED Oval w/Chrome Housing
DECK	1/8" Aluminum Tread Plate
FRAME RAILS	4" Structural Channel Steel
CROSSMEMBERS	3" Aluminum Extruded Channel
REAR SKIRT	Solid One Piece with Rear Step
GN HITCH	30K lb. B&W Hitch with Welded Ball
BP HITCH	24K lb. B&W Hitch with 2 1/2" Receiver Tube
SIDE RAILS	Raised Side Rail with Aluminum Cap
FUEL FILL	Angled (Cast Aluminum)

NOTABLE OPTIONS



30K lb. B&W GN Turnover Ball

OTHER OPTIONS INCLUDE: Cargo Light

12V TRAILER PLUG	Rd 7 Pin RV Style in GN Box, Rd 7 Pin RV Style/4 Way Flat on Rear
REAR LIGHTING	Clear LED Oval
LIGHT BOX (REAR SKIRT)	Cast Aluminum
MARKER LIGHTING	Bullet DOT Approved LED
TOOLBOX	(4) Standard Integrated
TOOLBOX HANDLES	Chrome T-Handle Compression
FENDERS	Chrome Radius
SIDESTEPS	Aluminum Steps In Front Of and Behind Fender
TIE-DOWNS	(4) 18" Airline Track Tie-Downs, (4) Attachment Rings

ALER MODEL PRICING

BASE MODEL PRICING

LENGTH	WIDTH	CAB TO AXLE	WEIGHT (LBS)	MSRP
84"	84"	38", 40" or 42"	888	\$11,732.45
8'-6"	84"	56", 57" or 58"	1079	\$12,167.56
8'-6"	94"	56", 57" or 58"	1096	\$12,896.42
8'-6"	97"	56", 57" or 58"	1109	\$13,113.99
9'-4" (SD)	94"	60"	1228	\$13,838.30
9'-4" (SD)	97"	60"	1246	\$13,935.07
11'-4" (SD)	94"	84"	1447	\$14,414.83
11'-4" (SD)	97"	84"	1463	\$14,861.08
9'-4" (GMSD)	97"	60"	1350	\$14,871.04
11'-4" (GMSD)	97"	84"	1627	\$15,414.95

SD models included the pricing of SD headache rack.

GMSD models feature GM Medium-Duty Headache Rack and 6" Channel Runners.

OPTIONAL FEATURE PRICING

HARDWARE	
6" Channel Runners	\$266.04
Extra Crossmembers	\$92.51
B&W Turnover Ball (30K Rating)	\$453.46
360 Degree Stainless Steel Swivel Tie-Downs	\$127.23
HEADACHE RACK	
60" Tall Headache Rack (53" from deck to top)	\$494.24
Cargo Light	\$125.00

Due to various chassis lengths and configurations, specific measurements may determine the fender well placement on skirted beds (i.e. 2003 Dodge is 58" cab to axle measurement, whereas Chevy is 56" on bed off models).



ALTM MODEL ALUMINUM TRADESMAN BODY

FEATURES

LENGTHS	8'6", 9'4", 11'4"
HEADACHE RACK	Aluminum Tube
HEADACHE RACK LIGHTING	Clear LED Oval
DECK	Extruded Aluminum
FRAME RAILS	4" Structural Channel Steel
CROSSMEMBERS	3" Aluminum Extruded Channel
REAR SKIRT	Solid One Piece with Rear Step
GN HITCH	30K lb. B&W Hitch with Welded Ball
BP HITCH	24K lb. B&W Hitch with 2 1/2" Receiver Tube
FUEL FILL	Angled (Cast Aluminum)

12V TRAILER PLUG	Rd 7 Pin RV Style in GN Box, Rd 7 Pin RV Style/4 Way Flat on Rear
REAR LIGHTING	Clear LED Oval
LIGHT BOX (REAR SKIRT)	Aluminum
MARKER LIGHTING	Bullet DOT Approved LED
TOOLBOX	Utility Box in Front; Top-Open 3/4 Length Shovel Box; Low-Profile Chain Box in Rear
TOOLBOX HANDLES	Chrome T-Handle Compression
FENDERS	Chrome Radius
SIDESTEPS	Aluminum Steps In Front Of and Behind Fender
TIE-DOWNS	(4) 18" Airline Track Tie-Downs, (4) Attachment Rings
WORK LIGHTS	High Density Work Lights

NOTABLE OPTIONS



30K lb. B&W GN Turnover Ball



Stellar Drawer System



CTech Drawers

OTHER OPTIONS INCLUDE: Cargo Light

ALTM MODEL PRICING

BASE MODEL PRICING

LENGTH	WIDTH	CAB TO AXLE	WEIGHT (LBS)	MSRP
8'-6"	84"	56", 57" or 58"	1259	\$16,112.49
8'-6"	97"	56", 57" or 58"	1284	\$16,522.31
9'-4" (SD)	84"	60"	1377	\$17,175.27
9'-4" (SD)	94"	60"	1386	\$17,256.87
11'-4" (SD)	94"	84"	1448	\$17,897.77

SD models included the pricing of SD headache rack.

OPTIONAL FEATURE PRICING

HARDWARE	
Low Profile Front Box (front box flush with top box)	N/C
6" Channel Runners	\$266.04
Extra Crossmembers	\$92.51
B&W Turnover Ball (30K Rating) includes larger hitch box to accommodate 5th wheel - Cannot be flush mounted on aluminum beds. Some square front trailers may hit front boxes when using companion.	\$453.46
360 Degree Stainless Steel Swivel Tie-Downs	\$127.23
Zinc Plated Flush-Mounted Tie-Downs	\$92.52
Stellar Six Drawer Toolbox (8'6" & 9'4")	\$2,257.35
Stellar Megabox Rollout Six Drawers (52"W x 50"H x 16"D)(Red Std)	\$3,300.00
CTech Cabinet TMX - SRW - Tow Drawer Above Notch (Red Std)	\$1,278.72
CTech Cabinet TM - DRW - Six Drawer (Red Std)(8'6" & 9'4")	\$2,774.80
CTech Six Drawer Megabox Toolbox (Red Std)(11'4")	\$3,545.70
Galvanized Lower or Upper Shelf (Lower 32"W x 13 1/2"D, Upper 32"W x 16 1/4"D)	\$173.49
Galvanized Megabox Shelf (Lower 56"W x 13 1/2"D, Upper 56"W x 16"D)(11'4" DRW)	\$214.29

Due to various chassis lengths and configurations, specific measurements may determine the fender well placement on skirted beds (i.e. 2003 Dodge is 58" cab to axle measurement, whereas Chevy is 56" on bed off models).



Pictured with optional ICC Receiver Hitch.


PLS MODEL STEEL PLATFORM BODY

FEATURES

LENGTHS	9'-16'
HEADACHE RACK	Formed Bolt-On Bulkhead with Punched Grill and Ship Thru Ears
DECK	1/8" Steel Tread Plate
FRAME RAILS	4" Structural Channel Steel
CROSSMEMBERS	3" Steel Channel

REAR SKIRT	One Piece Steel
SIDE RAILS	Smooth Sides w/Internal Stake Pockets
BP HITCH	Optional ICC Receiver Hitch
MARKER LIGHTING	Bullet DOT Approved LED
TOOLBOX	Optional Underbody

NOTABLE OPTIONS



Stake Side Panels



ICC Receiver Hitch



3/16" Heavy-Duty Deck

OTHER OPTIONS INCLUDE: Color Primer Only; Wood, Rubber or Blackwood Flooring

PLS MODEL PRICING

BASE MODEL PRICING

LENGTH	WIDTH	WEIGHT (LBS)	MSRP
9'	96"	1185	\$3,850.54
10'	96"	1205	\$4,036.34
11'	96"	1255	\$4,265.41
12'	96"	1285	\$4,443.01
14'	96"	1330	\$4,998.00
16'	96"	1375	\$5,125.50

OPTIONAL FEATURE PRICING

HARDWARE	
60" Bulkhead (upgrade from standard)	\$347.00
41" Tall 4' Stake Side	\$283.04
41" Tall 5' Stake Side	\$320.35
41" Tall 6' Stake Side	\$415.49
ICC Bumper with B&W 18.5K lb. w/2" Receiver Hitch	\$878.86
ICC Bumper with B&W 24K lb. w/2.5" Receiver Hitch	\$1,097.20
6" Channel Runners	\$266.04
Venco 516 DP Dual Acting Hoist with Bolt-On Subframe - Upfitter Must Install	\$5,338.26
Venco 620 SF-ED Dual Acting Hoist with Bolt-On Subframe - Upfitter Must Install	\$6,022.96

DECK/FLOORING OPTIONS	
#2 YP Treated Floor	\$41.00/LF
Rubber Infused Flooring	\$59.17/LF
Rumber Flooring move back to 12" Center on Crossmembers	\$200.00/LF
Apitong Flooring	Call for Quote

FLOORING OPTIONS

Rubber-Infused Flooring - Blackwood's innovative rubber-infused lumber provides improved durability, stain resistance and traction, even in wet conditions.

Rumber Wood Flooring - Rumber wood is environmentally friendly, stronger than other composites, and impervious to mud, oil and UV rays. Rumber boards are easy to clean and have a traction surface that increases safety.

Wood Flooring - Economical and affordable for end users, lumber provides a durable, yet easy-to-replace decking option. CM uses 2" pine wood flooring.



Rubber Infused Flooring

Pictured with PL Steel Platform Truck Bed.



Rumber Flooring

Pictured with PL Steel Platform Truck Bed.



Wood Flooring

Pictured with PL Steel Platform Truck Bed.



Pictured with optional ICC Receiver Hitch.

PL MODEL STEEL PLATFORM BODY

FEATURES

LENGTHS	9'-18'
HEADACHE RACK	Formed Bolt-On Bulkhead with Punched Window Cutout
DECK	1/8" Steel Tread Plate
FRAME RAILS	4" Structural Channel Steel
CROSSMEMBERS	3" Steel Channel

REAR SKIRT	One Piece Steel
SIDE RAILS	3/8" x 2" Side Rails with Stake Pockets
BP HITCH	Optional ICC Receiver Hitch
MARKER LIGHTING	Bullet DOT Approved LED
TOOLBOX	Optional Underbody

NOTABLE OPTIONS



Stake Side Panels



ICC Receiver Hitch



3/16" Heavy-Duty Deck

OTHER OPTIONS INCLUDE: Color Primer Only; Wood, Rubber or Blackwood Flooring

PL MODEL PRICING

BASE MODEL PRICING

LENGTH	WIDTH	WEIGHT (LBS)	MSRP
9'	101"	1271	\$4,169.03
10'	101"	1307	\$4,440.40
12'	101"	1355	\$5,069.40
14'	101"	1396	\$5,463.80
16'	101"	1487	\$5,902.40

OPTIONAL FEATURE PRICING

HARDWARE	
60" Bulkhead (upgrade from standard)	\$347.00
41" Tall 4' Stake Side	\$283.00
41" Tall 5' Stake Side	\$320.35
41" Tall 6' Stake Side	\$415.49
ICC Bumper with B&W 18.5K lb. w/2" Receiver Hitch	\$878.86
ICC Bumper with B&W 24K lb. w/2.5" Receiver Hitch	\$1,097.20
6" Channel Runners	\$266.04
Venco 516 DP Dual Acting Hoist with Bolt-On Sub-Frame - Upfitter must install	\$5,338.26
Venco 620 SF-ED Dual Acting Hoist with Bolt-On Subframe (14' & Above) - Upfitter must install	\$6,022.96

DECK/FLOORING OPTIONS	
#2 YP Treated Floor	\$41.00/LF
Rubber Infused Flooring	\$59.17/LF
Rumber Flooring move back to 12" Center on Crossmembers	\$200.00/LF
Apitong Flooring	Call for Quote

FLOORING OPTIONS

Rubber-Infused Flooring - Blackwood's innovative rubber-infused lumber provides improved durability, stain resistance and traction, even in wet conditions.

Rumber Wood Flooring - Rumber wood is environmentally friendly, stronger than other composites, and impervious to mud, oil and UV rays. Rumber boards are easy to clean and have a traction surface that increases safety.

Wood Flooring - Economical and affordable for end users, lumber provides a durable, yet easy-to-replace decking option. CM uses 2" pine wood flooring.



Rubber Infused Flooring



Rumber Flooring



Wood Flooring



Pictured with optional ICC Receiver Hitch.


PL HD MODEL STEEL HEAVY DUTY PLATFORM BODY

FEATURES

LENGTHS	12'-24'
HEADACHE RACK	Formed Bolt-On Bulkhead with Punched Window Cutout
DECK	3/16" Steel Tread Plate
FRAME RAILS	8" Structural Channel Steel
CROSSMEMBERS	4" Steel Channel on 12" Centers

REAR SKIRT	One Piece Steel
SIDE RAILS	3/8" X 2" Side Rails with Stake Pockets
BP HITCH	ICC Optional Receiver Hitch
MARKER LIGHTING	Bullet DOT Approved LED
TOOLBOX	Optional Underbody

NOTABLE OPTIONS



Stake Side Panels



ICC Receiver Hitch



3/16" Heavy-Duty Deck

OTHER OPTIONS INCLUDE: Color Primer Only; Wood, Rubber or Blackwood Flooring

PL HD MODEL PRICING

BASE MODEL PRICING

LENGTH	WIDTH	WEIGHT (LBS)	MSRP
12'	101"	1355	\$7,629.60
14'	101"	1396	\$8,330.00
16'	101"	1487	\$8,716.17
18'	101"	1525	\$9,226.18
20'	101"	1563	\$10,453.84
22'	101"	1598	\$11,808.55
24'	101"	1633	\$12,642.91

18' and longer will come with 60" Tall Bulkhead

OPTIONAL FEATURE PRICING

HARDWARE	
60" Bulkhead (upgrade from standard)	\$347.00
41" Tall 4' Stake Side	\$283.00
41" Tall 5' Stake Side	\$320.35
41" Tall 6' Stake Side	\$415.49
ICC Bumper with B&W 18.5K lb. w/2" Receiver Hitch	\$878.86
ICC Bumper with B&W 24K lb. w/2.5" Receiver Hitch	\$1,097.20
6" Channel Runners	\$266.04
Venco 516 DP Dual Acting Hoist with Bolt-On Sub-Frame - Upfitter must install	\$5,338.26
Venco 620 SF-ED Dual Acting Hoist with Bolt-On Subframe (14' & Above) - Upfitter must install	\$6,022.96

DECK/FLOORING OPTIONS	
#2 YP Treated Floor	\$41.00/LF
Rubber Infused Flooring	\$59.17/LF
Rumber Flooring move back to 12" Center on Crossmembers	\$200.00/LF
Apitong Flooring	Call for Quote

FLOORING OPTIONS

Rubber-Infused Flooring - Blackwood's innovative rubber-infused lumber provides improved durability, stain resistance and traction, even in wet conditions.

Rumber Wood Flooring - Rumber wood is environmentally friendly, stronger than other composites, and impervious to mud, oil and UV rays. Rumber boards are easy to clean and have a traction surface that increases safety.

Wood Flooring - Economical and affordable for end users, lumber provides a durable, yet easy-to-replace decking option. CM uses 2" pine wood flooring.



Rubber Infused Flooring



Rumber Flooring



Wood Flooring



Pictured with optional ICC Receiver Hitch.

ALPL MODEL ALUMINUM PLATFORM BODY

FEATURES

LENGTHS	12'-24'
HEADACHE RACK	Formed Bolt-On Bulkhead with Punched Window Cutout
DECK	Extruded Aluminum
FRAME RAILS	4" Aluminum Channel
CROSSMEMBERS	3" Aluminum Extruded Channel

REAR SKIRT	One Piece Aluminum
SIDE RAILS	3/8" x 2" Aluminum Extrusion w/Aluminum Stake Pockets
BP HITCH	ICC Optional Receiver Hitch
MARKER LIGHTING	Bullet DOT Approved LED
TOOLBOX	Optional Underbody

NOTABLE OPTIONS



Stake Side Panels



ICC Receiver Hitch

OTHER OPTIONS INCLUDE: Wood, Rubber or Blackwood Flooring

ALPL MODEL PRICING

BASE MODEL PRICING

LENGTH	WIDTH	WEIGHT (LBS)	MSRP
12'	101"	870	\$6,756.30
14'	101"	897	\$7,225.00
16'	101"	942	\$7,853.29
18'	101"	991	\$8,712.50
20'	101"	1034	\$9,418.97
22'	101"	1077	\$9,873.66
24'	101"	1120	\$10,328.34

OPTIONAL FEATURE PRICING

HARDWARE	
60" Bulkhead (upgrade from standard)	\$347.00
41" Tall 4' Stake Side	\$283.00
41" Tall 5' Stake Side	\$320.35
41" Tall 6' Stake Side	\$415.49
ICC Bumper with B&W 18.5K lb. w/2" Receiver Hitch	\$878.86
ICC Bumper with B&W 24K lb. w/2.5" Receiver Hitch	\$1,097.20
Venco 516 DP Dual Acting Hoist with Bolt-On Sub-Frame - Upfitter must install	\$5,338.26
Venco 620 SF-ED Dual Acting Hoist with Bolt-On Subframe (14' & Above) - Upfitter must install	\$6,022.96
4" Crossmembers & 8" Runners (per linear foot of length of bed)	\$266.04

DECK/FLOORING OPTIONS	
#2 YP Treated Floor	\$41.00/LF
Rubber Infused Flooring	\$59.17/LF
Rumber Flooring move back to 12" Center on Crossmembers	\$200.00/LF
Apitong Flooring	Call for Quote

FLOORING OPTIONS

Rubber-Infused Flooring - Blackwood's innovative rubber-infused lumber provides improved durability, stain resistance and traction, even in wet conditions.

Rumber Wood Flooring - Rumber wood is environmentally friendly, stronger than other composites, and impervious to mud, oil and UV rays. Rumber boards are easy to clean and have a traction surface that increases safety.

Wood Flooring - Economical and affordable for end users, lumber provides a durable, yet easy-to-replace decking option. CM uses 2" pine wood flooring.



Rubber Infused Flooring



Rumber Flooring



Wood Flooring



Pictured with optional ICC Receiver Hitch.

CMG MODEL STEEL CONVERTIBLE SERVICE BODY

FEATURES

LENGTHS	76", 81", 82", 98", 110", 134"
HEADACHE RACK	Optional
DECK	12 Gauge Galvanneal Steel with Spray On Bed Liner
FRAME RAILS	Bed Delete - 12 Gauge Cab Chassis - 10 Gauge
CROSSMEMBERS	Bed Delete - 12 Gauge Cab Chassis - 10 Gauge
BP HITCH	Optional Bolt-On (Cab Chassis)
FUEL FILL	Angled Cast

REAR LIGHTING	Clear LED Oval
MARKER LIGHTING	Bullet DOT Approved LED
TOOLBOX	(6/8) Standard Integrated
TOOLBOX HANDLES	Chrome T-Handle Compression
FENDERS	Polished Aluminum Trim
TIE-DOWNS	(4) Tie-Down Loops
SIDE PACK TOPS	Aluminum Tread Plate
REAR BUMPER	Universal Bullet-Lined Bumper with Rear LED Lighting and Vise Mount
INSTALL KIT	Universal

NOTABLE OPTIONS




Fliptop Side Pack Compartments



ICC Receiver Hitch



Pistol Grip Masterlocks



C-Tech Drawers



Steel White Tops (Factory Direct)

OTHER OPTIONS INCLUDE: Material Rack; Headache Rack; Stellar Drawer System

CMG MODEL PRICING

BASE MODEL PRICING

LENGTH	WIDTH	CAB TO AXLE	WEIGHT (LBS)	MSRP
76"	78"	38" (RAM)	1010	\$9,861.48
81"	78"	42" (GM)	1040	\$9,861.48
82"	78"	40" (Ford)	1050	\$9,861.48
98"	78"	56", 57" or 58"	1095	\$9,861.48
98"	94"	56", 57" or 58"	1240	\$10,312.64
110"	78"	60"	1275	\$10,730.70
110"	94"	60"	1567	\$11,105.29
134"	94"	84"	1950	\$13,226.59

OPTIONAL FEATURE PRICING

COMPARTMENT DRAWERS	PART NO.	BED SIZE	MSRP
Front Vertical Compartment Drawer (Price per drawer max 3 per side)	7181221	9878	\$324.67
Horizontal Compartment Drawer (Price per drawer max 3 per side)	7181218	9878	\$421.14
Rear Vertical Compartment Drawer (Price per drawer max 3 per side)	7181219	9878	\$367.35
Front Vertical Compartment Drawer (Price per drawer max 3 per side)	7181220	9894	\$444.90
Horizontal Compartment Drawer (Price per drawer max 3 per side)	7181216	9894	\$408.16
Rear Vertical Compartment Drawer (Price per drawer max 3 per side)	7181217	9894	\$459.18
Front Vertical Compartment Drawer (Price per drawer max 3 per side)	7181221	11078	\$324.67
Horizontal Compartment Drawer (Price per drawer max 3 per side)	7181224	11078	\$402.04
Rear Vertical Compartment Drawer (Price per drawer max 3 per side)	7181225	11078	\$375.51
Front Vertical Compartment Drawer (Price per drawer max 3 per side)	7181220	11094	\$444.90
Horizontal Compartment Drawer (Price per drawer max 3 per side)	7181222	11094	\$444.90
Rear Vertical Compartment Drawer (Price per drawer max 3 per side)	7181223	11094	\$444.90
Front/Rear Vertical Compartment Drawer (Price per drawer max 3 per side)	7181223	13494	\$444.90
CTech 9878 Front Vertical Cabinet Drawer	9451346	9878	\$1,610.11
CTech 9878 Rear Vertical Cabinet Drawer	9451354	9878	\$1,617.76
CTech 9894 Front Vertical Cabinet Drawer	9451349	9894	\$2,714.77
CTech 9894 Rear Vertical Cabinet Drawer	9451355	9894	\$2,272.82
CTech 11078 Front Vertical Cabinet Drawer	9451356	11078	\$2,256.11
CTech 11078 Rear Vertical Cabinet Drawer	9451359	11078	\$2,099.25

COMPARTMENT DRAWERS	PART NO.	BED SIZE	MSRP
CTech 11094 Front Vertical Cabinet Drawer	9451358	11094	\$2,470.15
CTech 13494 Horizontal Cabinet Drawer	9451369	13494	\$1,421.73
CTech 11094 RV/ 13494 Front/Rear Vertical Cabinet Drawer	9451360	11094/13494	\$2,517.55
CTech 9878/11078 Horizontal Cabinet Drawer	9451363	9878/11078	\$1,093.79
CTech 9894/11094 Horizontal Cabinet Drawer	9451367	9894/11094	\$1,300.71
CTech 78781829878 Rear Vertical Cabinet Drawer	9451353	All Short Wheel Base	\$1,442.19
CTech SW Short Wheel Horizontal Cabinet Drawer	9451363	All Short Wheel Base	\$1,093.79
CTech 11078 Horizontal Cabinet Drawer	9451368	11078	\$920.30
CTech 11094 Horizontal Cabinet Drawer	9451369	11094	\$1,421.73

EQUIPMENT CABINET	PART NO.	BED SIZE	MSRP
Equipto Drawer Sets Vertical	7181343	9878	\$1,210.20
Equipto Drawer Sets Horizontal	7181341	9878	\$1,179.59
Equipto Drawer Sets Vertical	7181342	9894	\$1,063.98
Equipto Drawer Sets Horizontal	7181340	9894	\$1,031.93
Equipto Drawer Sets Vertical	7181343	11078	\$767.22
Equipto Drawer Sets Horizontal	7181347	11078	\$1,089.80
Equipto Drawer Sets Vertical	7181346	11078	\$845.38
Equipto Drawer Sets Horizontal	7181342	11094	\$818.96
Equipto Drawer Sets Vertical	7181345	11094	\$1,104.20
Equipto Drawer Sets Horizontal	7181344	11094	\$1,104.20
Equipto Drawer Sets Vertical	7181344	13494	\$1,104.20
Equipto Drawer Sets Horizontal	7181345	13494	\$1,104.20

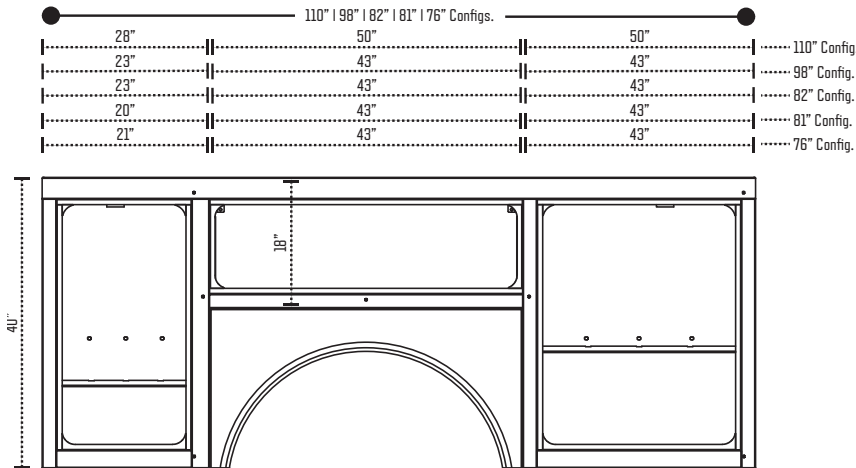
CMG MODEL PRICING

OPTIONAL FEATURE PRICING

HARDWARE	PART NO.	BED SIZE	MSRP
Ford 18.5K Cab Chassis Receiver Hitch (Includes Bumper Mount)	7352073	Any	\$571.43
RAM 18.5K Cab Chassis Receiver Hitch (Includes Bumper Mount)	7352074	Any	\$571.43
GM 18.5K Cab Chassis Hitch (Includes Bumper Mount)	7352075	Any	\$571.43
Ford 24K lb. 2.5" Cab Chassis Receiver Hitch (Includes Bumper Mount)	7181634	Any	\$735.31
RAM 24K lb. 2.5" Cab Chassis Receiver Hitch (Includes Bumper Mount)	7181633	Any	\$735.31
GM 24K lb. 2.5" Cab Chassis Receiver Hitch (Includes Bumper Mount)	7181632	Any	\$735.31

FLIP TOPS - PRICING ONLY WHEN INSTALLED AT MFG.	PART NO.	BED SIZE	MSRP
Flip Tops (1)	7181324	7678	\$914.67
Flip Tops (1)	7180843	8178	\$1,097.76
Flip Tops (1)	7181322	8278	\$914.67
Flip Tops (1)	7181483	9878	\$914.67
Flip Tops (1)	7181484	9894	\$1,142.37
Flip Tops (1)	7181486	11078	\$1,098.71
Flip Tops (1)	7181478	11094	\$1,152.00
Flip Tops (1)	7181479	13494	\$1,909.24

LOCKS	PART NO.	BED SIZE	MSRP
Masterlock (Pair)	7181271	98	\$316.35
Masterlock (Pair)	7181274	110	\$316.35
Masterlock (Pair)	7181162	13494	\$316.35





Pictured with aftermarket latches and optional material rack.

CMA MODEL ALUMINUM CONVERTIBLE SERVICE BODY

FEATURES

LENGTHS	76", 81", 82", 98", 110", 134"
HEADACHE RACK	Optional
DECK	3/16" Aluminum Deck w/Bullet Liner
FRAME RAILS	3/16" Aluminum
CROSSMEMBERS	3/16" Aluminum
BP HITCH	Optional Bolt-On (Cab Chassis)
FUEL FILL	Angled Cast
REAR LIGHTING	Clear LED Oval

MARKER LIGHTING	Bullet DOT Approved LED
TOOLBOX	(6/8) Standard Integrated
TOOLBOX HANDLES	Chrome T-Handle Compression
FENDERS	Polished Aluminum Trim
TIE-DOWNS	(4) Tie-Down Loops
SIDE PACK TOPS	Aluminum Tread Plate
REAR BUMPER	Universal Bullet-Lined Bumper with Rear LED Lighting and Vise Mount
INSTALL KIT	Universal

NOTABLE OPTIONS




Fliptop Side Pack Compartments



ICC Receiver Hitch



Pistol Grip Masterlocks



C-Tech Drawers



Steel White Tops (Factory Direct)

OTHER OPTIONS INCLUDE: Material Rack; Headache Rack; Stellar Drawer System

CMA MODEL PRICING

BASE MODEL PRICING

LENGTH	WIDTH	CAB TO AXLE	WEIGHT (LBS)	MSRP
76"	78"	38" (RAM)	809	\$12,801.68
81"	78"	42" (GM)	828	\$12,801.68
82"	78"	40" (Ford)	851	\$12,801.68
98"	78"	56", 57" or 58"	989	\$12,801.68
98"	94"	56", 57" or 58"	1080	\$13,394.96
110"	78"	60"	1105	\$13,299.16
110"	94"	60"	1263	\$14,016.81
134"	94"	84"	1418	\$16,267.23

OPTIONAL FEATURE PRICING

COMPARTMENT DRAWERS	PART NO.	BED SIZE	MSRP
Front Vertical Compartment Drawer (Price per drawer max 3 per side)	7181221	9878	\$324.67
Horizontal Compartment Drawer (Price per drawer max 3 per side)	7181218	9878	\$421.14
Rear Vertical Compartment Drawer (Price per drawer max 3 per side)	7181219	9878	\$367.35
Front Vertical Compartment Drawer (Price per drawer max 3 per side)	7181220	9894	\$444.90
Horizontal Compartment Drawer (Price per drawer max 3 per side)	7181216	9894	\$408.16
Rear Vertical Compartment Drawer (Price per drawer max 3 per side)	7181217	9894	\$459.18
Front Vertical Compartment Drawer (Price per drawer max 3 per side)	7181221	11078	\$324.67
Horizontal Compartment Drawer (Price per drawer max 3 per side)	7181224	11078	\$402.04
Rear Vertical Compartment Drawer (Price per drawer max 3 per side)	7181225	11078	\$375.51
Front Vertical Compartment Drawer (Price per drawer max 3 per side)	7181220	11094	\$449.90
Horizontal Compartment Drawer (Price per drawer max 3 per side)	7181222	11094	\$444.90
Rear Vertical Compartment Drawer (Price per drawer max 3 per side)	7181223	11094	\$444.90
Front/Rear Vertical Compartment Drawer (Price per drawer max 3 per side)	7181223	13494	\$444.90
CTech 9878 Front Vertical Cabinet Drawer	9451346	9878	\$1,610.11
CTech 9878 Rear Vertical Cabinet Drawer	9451354	9878	\$1,617.76
CTech 9894 Front Vertical Cabinet Drawer	9451349	9894	\$2,714.77
CTech 9894 Rear Vertical Cabinet Drawer	9451355	9894	\$2,272.82
CTech 11078 Front Vertical Cabinet Drawer	9451356	11078	\$2,256.11
CTech 11078 Rear Vertical Cabinet Drawer	9451359	11078	\$2,099.25

COMPARTMENT DRAWERS	PART NO.	BED SIZE	MSRP
CTech 11094 Front Vertical Cabinet Drawer	9451358	11094	\$2,470.15
CTech 13494 Horizontal Cabinet Drawer	9451369	13494	\$1,421.73
CTech 11094 RV/ 13494 Front/Rear Vertical Cabinet Drawer	9451360	11094/13494	\$2,517.55
CTech 9878/11078 Horizontal Cabinet Drawer	9451363	9878/11078	\$1,093.79
CTech 9894/11094 Horizontal Cabinet Drawer	9451367	9894/11094	\$1,300.71
CTech 78781829878 Rear Vertical Cabinet Drawer	9451353	All Short Wheel Base	\$1,442.19
CTech SW Short Wheel Horizontal Cabinet Drawer	9451363	All Short Wheel Base	\$1,093.79
CTech 11078 Horizontal Cabinet Drawer	9451368	11078	\$920.30
CTech 11094 Horizontal Cabinet Drawer	9451369	11094	\$1,421.73

EQUIPMENT CABINET	PART NO.	BED SIZE	MSRP
Equipto Drawer Sets Vertical	7181343	9878	\$1,210.20
Equipto Drawer Sets Horizontal	7181341	9878	\$1,210.20
Equipto Drawer Sets Vertical	7181342	9894	\$1,063.98
Equipto Drawer Sets Horizontal	7181340	9894	\$1,031.93
Equipto Drawer Sets Vertical	7181343	11078	\$767.22
Equipto Drawer Sets Horizontal	7181347	11078	\$1,089.80
Equipto Drawer Sets Vertical	7181346	11078	\$845.38
Equipto Drawer Sets Horizontal	7181342	11094	\$818.96
Equipto Drawer Sets Vertical	7181345	11094	\$1,104.20
Equipto Drawer Sets Horizontal	7181344	11094	\$1,104.20
Equipto Drawer Sets Vertical	7181344	13494	\$1,104.20
Equipto Drawer Sets Horizontal	7181345	13494	\$1,104.20

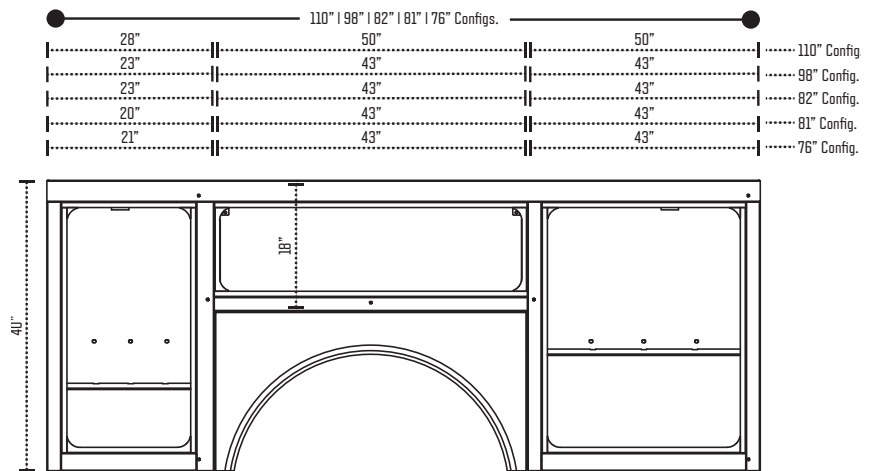
CMA MODEL PRICING

OPTIONAL FEATURE PRICING

HARDWARE	PART NO.	BED SIZE	MSRP
Ford 18.5K Cab Chassis Receiver Hitch (Includes Bumper Mount)	7352073	Any	\$571.43
RAM 18.5K Cab Chassis Receiver Hitch (Includes Bumper Mount)	7352074	Any	\$571.43
GM 18.5K Cab Chassis Hitch (Includes Bumper Mount)	7352075	Any	\$571.43
Ford 24K lb. 2.5" Cab Chassis Receiver Hitch (Includes Bumper Mount)	7181634	Any	\$735.31
RAM 24K lb. 2.5" Cab Chassis Receiver Hitch (Includes Bumper Mount)	7181633	Any	\$735.31
GM 24K lb. 2.5" Cab Chassis Receiver Hitch (Includes Bumper Mount)	7181632	Any	\$735.31

FLIP TOPS - PRICING ONLY WHEN INSTALLED AT MFG.	PART NO.	BED SIZE	MSRP
Flip Tops (1)	7181324	7678	\$914.67
Flip Tops (1)	7180843	8178	\$1,097.76
Flip Tops (1)	7181322	8278	\$914.67
Flip Tops (1)	7181483	9878	\$914.67
Flip Tops (1)	7181484	9894	\$1,142.37
Flip Tops (1)	7181486	11078	\$1,098.71
Flip Tops (1)	7181478	11094	\$1,152.00
Flip Tops (1)	7181479	13494	\$1,909.24

LOCKS	PART NO.	BED SIZE	MSRP
Masterlock (Pair)	7181271	98	\$316.35
Masterlock (Pair)	7181274	110	\$316.35
Masterlock (Pair)	7181162	13494	\$316.35





Pictured with optional aftermarket workbench tailshelf bumper and optional Tiger 4016E Crane.

SBC MODEL STEEL REINFORCED CRANE BODY

FEATURES

LENGTHS	98", 110", 134"
HEADACHE RACK	Optional
DECK	12 Gauge Galvanneal Steel with Spray On Bed Liner
FRAME RAILS	2" x 6" x 3/16" Tubing
CROSSMEMBERS	2" x 6" x 1/4" Tubing
BP HITCH	Optional Bolt-On (Cab Chassis)
FUEL FILL	Angled Cast

REAR LIGHTING	Clear LED Oval
MARKER LIGHTING	Bullet DOT Approved LED
TOOLBOX	(6/8) Standard Integrated
TOOLBOX HANDLES	Chrome T-Handle Compression
FENDERS	Polished Aluminum Trim
TIE-DOWNS	(4) Tie-Down Loops
SIDE PACK TOPS	12 Gauge Steel White Tops

NOTABLE OPTIONS



3,200 to 6,500 lb. Tiger Cranes



3,200 to 4,000 lb. Auto Cranes



Pistol Grip Masterlocks



C-Tech Drawers




Stellar Drawers




SBC MODEL PRICING



BASE MODEL PRICING

LENGTH	WIDTH	CAB TO AXLE	SIDEPACK	WEIGHT (LBS)	MSRP
98"	78"	56", 57" or 58"	40" Tall L & R Cabinets	N/A	Call for Pricing
110"	94"	60"	40" Tall L & R Cabinets	2362	\$12,648.42
134"	94"	84"	40" Tall L & R Cabinets	2812	\$21,219.70
134"	94"	84"	Raised Right Front Cabinet	3045	\$21,981.29
134"	94"	84"	59" Tall L & R Cabinets	3635	\$23,640.58

OPTIONAL FEATURE PRICING

BUMPERS WITH BUILT-IN HITCH & OUTRIGGERS		PART NO.	MSRP
	Bumper Complete RAM, 94" Workspace	7181807	\$4,873.95
	Bumper Complete Ford, 94" Workspace	7181805	\$4,873.95
	Bumper Complete Chevy/GM, 94" Workspace	7181806	\$4,873.95

TIGER CRANES - 12,500 Ft-Lb Rating, 16.5' of Reach, Wireless Remote - Painted White		PART NO.	MSRP
	3216E Tiger 12VDC Elec Hyd Crane, 3,200 lbs. Capacity - Kit	7900514	\$24,076.55
	4016E Tiger 12VDC Elec Hyd Crane, 4,000 lbs. Capacity - Kit	7900515	\$24,805.88
	6542E Tiger 12VDC Elec Hyd Crane, 6,500 lbs. Capacity - Kit	7900352	\$36,973.88

AUTO CRANE - Wired Remote - Painted White		PART NO.	MSRP
	3,200 lb. PRX Hard-Wired Control, Hydraulic Boom Extension to 11', Manual Extension to 15' - Kit	7900512	\$18,436.57
	4,000 lb. Hard-Wired Control, Hydraulic Boom Extension to 12' Manual Extension to 16' - Kit	7900513	\$23,154.29



Pictured with optional mudflaps and fuel tank.

HS MODEL STEEL HOTSHOT BODY

FEATURES

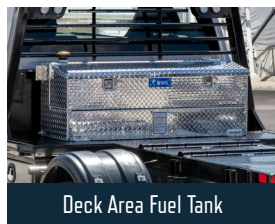
LENGTHS	8'6", 9'4", 11'4"
HEADACHE RACK	One Piece Steel Tube
DECK	1/8" Steel Tread Plate
FRAME RAILS	4" Structural Channel Steel
CROSSMEMBERS	3" Steel Channel
REAR SKIRT	Solid One Piece Between Runners
FUEL FILL	Angled

GN HITCH	30K lb.-Rated CURT Rail System Compatible with GN or 5th Wheel (Hitch Not Included)
BP HITCH	24K lb. B&W Hitch with 2 1/2" Receiver Tube
SIDE RAILS	3/8" x 2" Side Rails with Stake Pockets
12V TRAILER PLUG	Rd 7 Pin RV Style/4 Way Flat on Rear
MARKER LIGHTING	Bullet DOT Approved LED
TOOLBOX	(2) Standard Integrated in Front
TOOLBOX HANDLES	Chrome T-Handle Compression
FENDERS	Molded Plastic with Hanger Bars

NOTABLE OPTIONS



Mudflaps



Deck Area Fuel Tank

OTHER OPTIONS INCLUDE: 30K lb. B&W Hitch with Turnover Ball (Required for 5th Wheel capacity)

HS MODEL PRICING

BASE MODEL PRICING

LENGTH	WIDTH	CAB TO AXLE	WEIGHT (LBS)	MSRP
8'-6"	84"	56", 57" or 58"	825	\$5,447.63
9'-4" (SD)	84"	60"	915	\$5,917.87
11'-4" (SD)	84"	84"	1120	\$6,263.61
9'-4" (GMSD)	84"	60"	1040	\$6,534.56
11'-4" (GMSD)	84"	84"	1251	\$6,880.31

SD models included the pricing of SD headache rack.

GMSD models feature GM Medium-Duty Headache Rack, 6" Channel Runners and 24K Rear B&W Hitch.

OPTIONAL HITCHES

With top-of-the-line, independently-tested CURT Hitches, the CM Hotshot is capable of handling up to 30,000 lbs. with either a gooseneck or 5th wheel configuration - the highest-rated integrated hitch system in the industry!



30K CURT Gooseneck Spyder - \$522.41



30K CURT 5th Wheel - \$1,496.86



Pictured with optional taller bulkhead and.

DB MODEL STEEL DUMP BODY

FEATURES

LENGTHS	9', 11'
HEADACHE RACK	Formed Steel with Cab Protector
DECK	10 Gauge
FRAME RAILS	6" Channel Steel
CROSSMEMBERS	3" Structural Crossmembers
BP HITCH	Optional ICC Rear Bumper
FUEL FILL	Chassis OEM

12V TRAILER PLUG	Completed at Upfit
MARKER LIGHTING	Red
TIE-DOWNS	(4) Welded with D-Rings

NOTABLE OPTIONS



Fold-Down Sides



ICC Receiver Hitch



Taller Bulkhead

OTHER OPTIONS INCLUDE: Mudflaps; Tarp; Hoist

DB MODEL PRICING

BASE MODEL PRICING

LENGTH	INSIDE WIDTH	OUTSIDE WIDTH	SIDES	TAILGATE	PAYLOAD	WEIGHT (LBS)	MSRP
9'	89"	97"	18"	20"	3-4 Yards/6 Tons	1221	\$6,496.90
9' Fold-Down Sides	89"	97"	18"	20"	3-4 Yards/6 Tons	1341	\$7,579.70
11'	89"	97"	18"	20"	5-6 Yards/9 Tons	1396	\$8,182.61
11' Fold-Down Sides	89"	97"	18"	20"	5-6 Yards/9 Tons	1529	\$9,265.41

SD models included the pricing of SD headache rack.

GMSD models feature GM Medium-Duty Headache Rack, 6" Channel Runners and 24K Rear B&W Hitch.

OPTIONAL FEATURE PRICING

HARDWARE	MSRP
Buyers Pull Tarp	\$231.00
Venco 516 DP Dual Acting Hoist with Bolt-On Subframe - Installed by CM Truck Beds	\$5,068.25
Venco 620 SF-ED Dual Acting Hoist with Bolt-On Subframe (14' & Above) - Upfit by Dealer	\$6,569.39
Wheel Barrel Cab Protector	\$1,008.00
GMSD Cab Protector (5" Taller to match GM MD Cab Profile)	\$879.22

VENCO HOIST WITH A SUBFRAME

Rugged and reliable, Venco underbody hoists are designed for use with bodies ranging in lengths from 8' to 24' long, providing dumping capacities of 5 to 34 tons. Venco hoists are encapsulated in a durable, abrasive and chemical-resistant powder coating to ensure quality and performance.





CT MODEL STEEL CONTRACTOR BODY

FEATURES

LENGTHS	9'4", 11'4"
HEADACHE RACK	Steel Tube
HEADACHE RACK LIGHTING	Clear LED Oval
DECK	1/8" Steel Tread Plate
FRAME RAILS	4" Structural Channel Steel
CROSSMEMBERS	3" Steel Channel
BP HITCH	24K lb. B&W Hitch w/2 1/2" Receiver Tube
TIE-DOWNS	(4) D-Ring Tie-Downs in Deck Area

FUEL FILL	Angled
12V TRAILER PLUG	Rd 7 Pin RV Style/4 Way Flat on Rear
REAR LIGHTING	Clear LED Oval
LIGHT BOX (REAR SKIRT)	Steel
MARKER LIGHTING	Bullet DOT Approved LED
TOOLBOX	(2) 48" on 9'4"; (2) 72" on 11'4"
TOOLBOX HANDLES	Chrome T-Handle Compression
MATERIAL RACK	Forklift Ready 1,500 lb. Heavy Duty Material Rack w/Swinging Crossmembers
SIDE RAILS	Aluminum Fold-Down Stake Sides

NOTABLE OPTIONS



3/16" Heavy-Duty Deck



Underbody Toolboxes

CT MODEL PRICING

BASE MODEL PRICING

LENGTH	WIDTH	WEIGHT (LBS)	MSRP
9'-4"	97"	1413	\$11,366.74
11'-4"	97"	1587	\$11,966.10

OPTIONAL FEATURE PRICING

DECK/FLOORING OPTIONS	
#2 YP Treated Floor	\$41.00/LF
Rubber Infused Flooring	\$59.17/LF
Rumber Flooring move back to 12" Center on Crossmembers	\$200.00/LF
Apitong Flooring	Call for Quote

FLOORING OPTIONS

Rubber-Infused Flooring - Blackwood's innovative rubber-infused lumber provides improved durability, stain resistance and traction, even in wet conditions.

Rumber Wood Flooring - Rumber wood is environmentally friendly, stronger than other composites, and impervious to mud, oil and UV rays. Rumber boards are easy to clean and have a traction surface that increases safety.

Wood Flooring - Economical and affordable for end users, lumber provides a durable, yet easy-to-replace decking option. CM uses 2" pine wood flooring.



LB MODEL STEEL LANDSCAPE BODY

FEATURES

LENGTHS	10'+5'DT, 12'+5'DT, 14'+5'DT, 16'+5'DT
CAB PROTECTOR	Tool Cage Serves as Cab Protector
DECK	1/8" Steel Tread Plate
FRAME RAILS	4" Structural Channel Steel
CROSSMEMBERS	3" Steel Channel
SIDE RAILS	CS and SS Fold-Down Side Rails
FUEL FILL	Chassis OEM

REAR LIGHTING	Red LED Oval
REAR SKIRT	Mesh Dovetail w/Two 72" Rear Ramps
MARKER LIGHTING	2" Colored LED
TIE-DOWNS	(6) Welded with D-Rings
DECK ACCESS LADDER	Slide-Out PS Deck Access Ladder
TOOLBOX STORAGE	Front Deck Spring Loaded Tool Basket with Tool Storage Holders

NOTABLE OPTIONS



3/16" Heavy-Duty Deck

OTHER OPTIONS INCLUDE: Removable Dovetail

LB MODEL PRICING

BASE MODEL PRICING

LENGTH	WIDTH	WEIGHT (LBS)	MSRP
10'	97"	1583	\$11,344.54
12'	97"	1612	\$11,680.67
14'	97"	1642	\$12,100.84
16'	97"	1715	\$12,521.01

OPTIONAL FEATURE PRICING

AVAILABLE OPTIONS	
Removable Dovetail	\$1,168.07
3/16" Decking	\$1,187.54

MESH DOVETAIL & STAND-UP GATES

The LB includes a standard 5' mesh steel dovetail with dual 5,000 lb.-rated 72" spring-loaded stand-up rear gates. This convenient feature allows users to load and unload powered equipment safely and efficiently. Mesh steel provides proper airflow and durable strength, while the longer ramp length allows better clearance for lower riding mowers.





CM

TRUCK BEDS®

833-CMTRUCK

CMTRUCKBEDS.COM

SET THE
STANDARD